



How to Download and Use the BPS FOCUS App

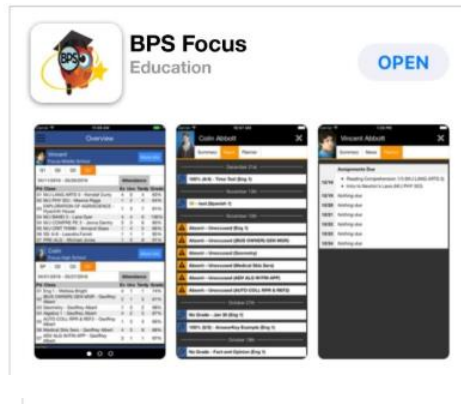
Troubleshooting Guide starts on page 3

The free BPS FOCUS mobile app will allow parents to quickly monitor a child's academic progress and view assignments, grades and attendance throughout the year. This app is a companion to the BPS Mobile App that provides emergency notifications and messages to parents. Both apps are available through the Android and Apple stores. Please note that Brevard Public Schools is not able to assist users with personal devices.

Setup Mobile App

STEP 1: Go to Android or Apple App store and search for **BPS FOCUS**

STEP 2: Download BPS Focus Mobile app



Logging In

Parents who have already created their *Focus Parent Portal* account online can proceed to Step 1.


Parents who **have not** yet created their *Focus Parent Portal* account need to obtain a PIN number from their child's school and review the directions located at

<https://tinyurl.com/gradebookBPS> to create their account before they're able to log in to the mobile app.

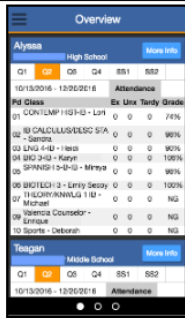
STEP 1: Click **Parent Login**

STEP 2: Enter your *Focus Parent Portal* account credentials


STEP 3: Click **Parent Login** to login



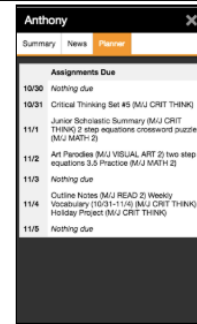
Overview:
Get an overview of each child's schedule, attendance, and grades.



Student News:
View any upcoming assignments, whether any assignments were late or what letter grade the child received for the assignment.

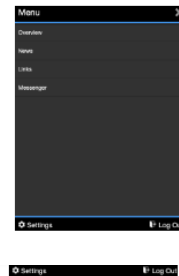


Planner:
View what is assigned to the child in the next 7 days.



Menu

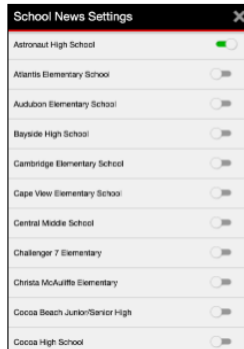
By selecting the 3 bars at the top left (the **Menu** page) you have access to each of the **Overview**, **News**, **Links** and **Messenger** pages. You can adjust some settings using the directions below. The option to **Logout** of the **Community App** is located on the bottom of the **Menu** page on your device.



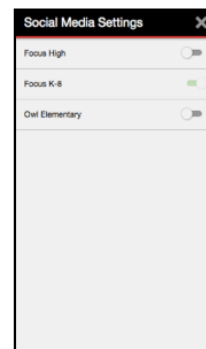
Settings:
Allows you to enable **School News** and **Social Media** to be updated on information provided by the school or district.



School News:
This setting allows school administrators to send important messages to parents using the app. It is turned on automatically for any schools your children attend. You can enable additional schools if you wish to receive any public messages they send.



Social Media:
Parents will see social media feeds from school(s) that their child(ren) attend by default. These include postings on the school website homepage. Some schools also provide Facebook and Twitter feeds. Parents can turn these feeds on or off as desired and can select additional schools to follow.



Looking for the BPS Mobile app to receive emergency notifications? Scan this QR Code or search for "BPS Mobile" available in the iOS or Google Play stores.





Viewing Teacher Websites

Student Overview

To access the teacher web page, click on the course title in the student overview screen. If the teacher has a webpage linked to that class, the page will display.

James Madison Middle School

08/12/2019 - 10/11/2019

Pd	Class	Attendance			Grade
		Ex	Unx	Tardy	
01	M/J INTENS LANG ARTS - Click on the class link	0	0	0	NG
02	M/J INSTRU TECNQS 1 - Click on the class link	0	0	0	NG
03	M/J US HIST&CAR PLAN - Click on the class link	0	0	1	NG
04	M/J COMPRE SCI 3 - Click on the class link	0	0	0	NG
05	M/J GRADE 8 PRE-ALG - Click on the class link	0	0	0	NG
06	M/J EXTREME SPRTS G8 - Click on the class link	0	0	0	NG
07	M/J LANG ARTS 3 - Click on the class link	0	0	0	NG

Teacher Webpage

The news tab displays posts from the teacher webpage. The links tab is where the resources links are posted from the teacher webpage.

